



Life Insurance Industry Results

January to December 2020

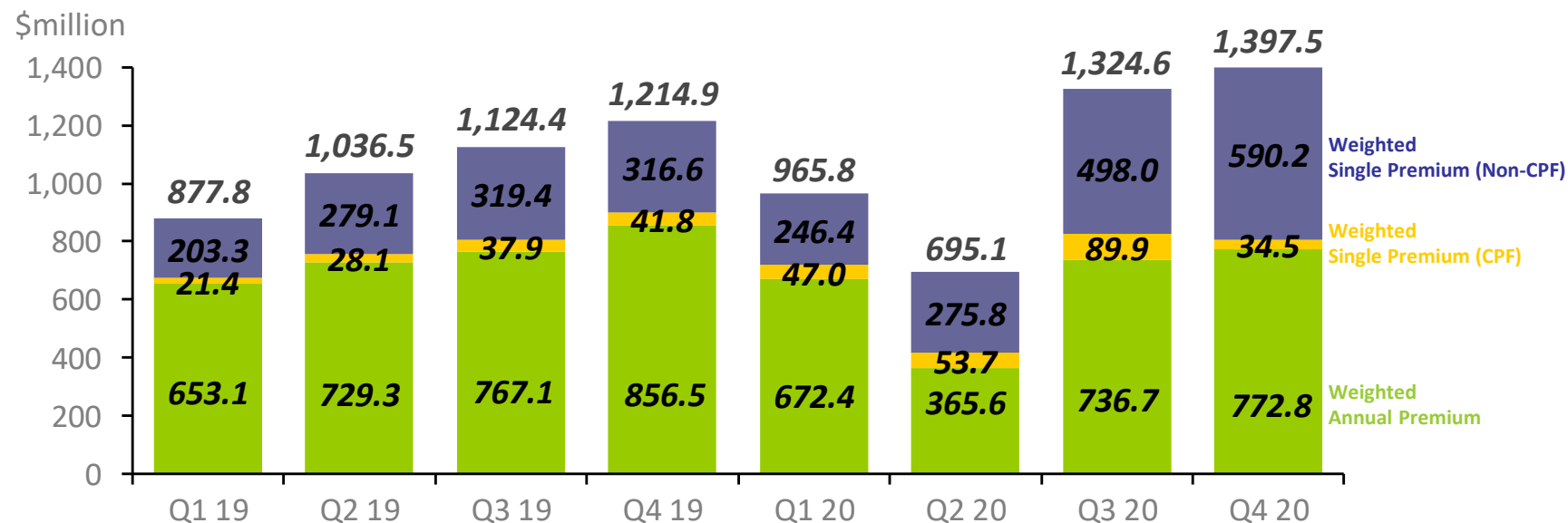
9 February 2021



New Business (Individual Life & Health)

Total Weighted Premium

Weighted basis	YTD Q4'19	YTD Q4'20	Q4'19	Q4'20	% change from corresponding period in 2019	
					YTD Q4'20	Q4'20
Single Premium	\$1,247.6m	\$1,835.6m	\$358.4m	\$624.7m	47%	74%
• Linked	\$237.3m	\$365.4m	\$71.3m	\$83.0m	54%	16%
• Non-linked	\$1,010.3m	\$1,470.2m	\$287.1m	\$541.7m	46%	89%
Annual Premium	\$3,006.0m	\$2,547.5m	\$856.5m	\$772.8m	-15%	-10%
Total	\$4,253.6m	\$4,383.1m	\$1,214.9m	\$1,397.5m	3%	15%



Weighted Single Premium is based on 10% of Single Premium

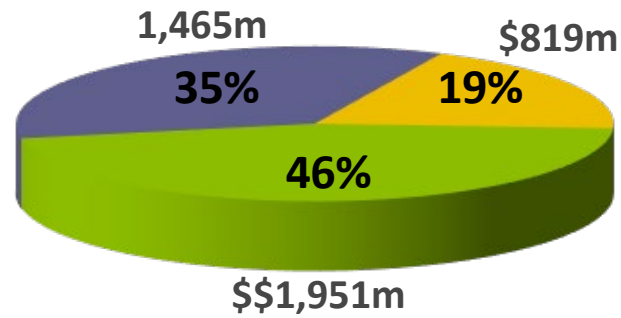
Weighted Annual Premium is based on 100% of Annual Premium with adjustment for premium payment terms of less than 10 years

YTD: Year to date

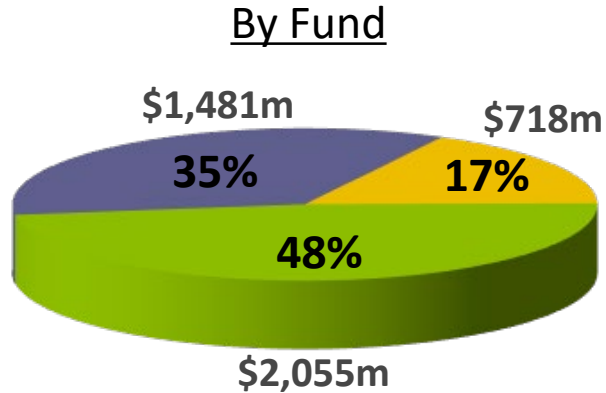
New Business (Individual Life & Health)

Total Weighted Premium

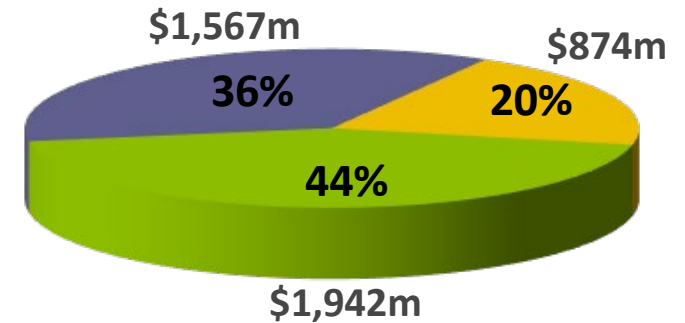
YTD Q4'18
(\$4,235m)



YTD Q4'19
(\$4,254m)

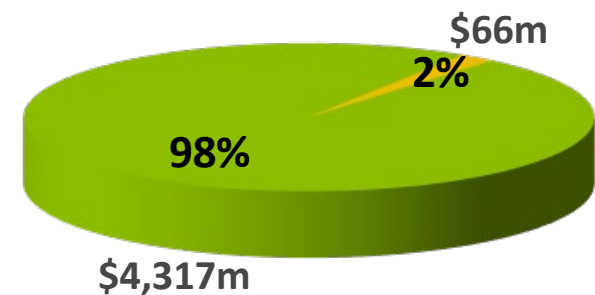
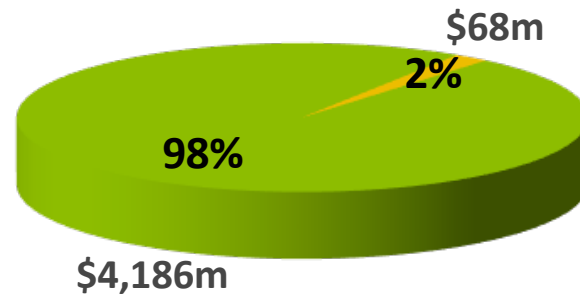
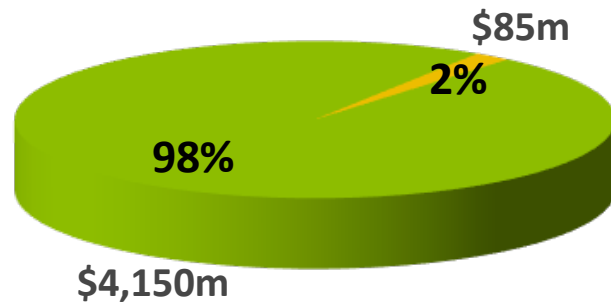


YTD Q4'20
(\$4,383m)



■ Linked ■ Participating ■ Non-Participating

By Insurer Classification



■ Normal ■ Defined Market Segment

Defined Market Segments (DMS): Insurers registered with MAS under "Defined Market Segments" are allowed to only conduct non-CPF business and are subject to a minimum policy size.

New Business (Individual Life & Health)

By Distribution Channel

	YTD Q4'18		YTD Q4'19		YTD Q4'20	
	#	%	#	%	#	%
Total Weighted Premium	\$4,235m		\$4,254m		\$4,383m	
Tied Representatives	\$1,611m	38.0%	\$1,446m	34.0%	\$1,579m	36.0%
Bank Representatives	\$1,495m	35.3%	\$1,530m	36.0%	\$1,281m	29.2%
FA Representatives	\$921m	21.8%	\$1,049m	24.7%	\$1,170m	26.7%
Online Direct Channel	-	-	\$15m	0.3%	\$178m	4.1%
Others*	\$208m	4.9%	\$214m	5.0%	\$175m	4.0%
Number of Policies	1,283,683		1,287,083		1,456,532	
Tied Representatives	676,336	52.7%	652,746	50.7%	653,199	44.8%
Bank Representatives	141,901	11.0%	144,967	11.3%	126,200	8.7%
FA Representatives	261,340	20.4%	284,322	22.1%	359,545	24.7%
Online Direct Channel	-	-	9,971	0.8%	206,679	14.2%
Others*	204,106	15.9%	195,077	15.1%	110,909	7.6%
Total Sum Assured	\$139.9b		\$149.5b		\$158.2b	
Tied Representatives	\$58.6b	41.9%	\$66.7b	44.6%	\$72.8b	46.0%
Bank Representatives	\$22.4b	16.0%	\$22.9b	15.3%	\$20.5b	13.0%
FA Representatives	\$49.5b	35.4%	\$48.0b	32.1%	\$50.7b	32.1%
Online Direct Channel	-	-	\$2.7b	1.8%	\$5.6b	3.5%
Others*	\$9.4b	6.7%	\$9.2b	6.2%	\$8.6b	5.4%

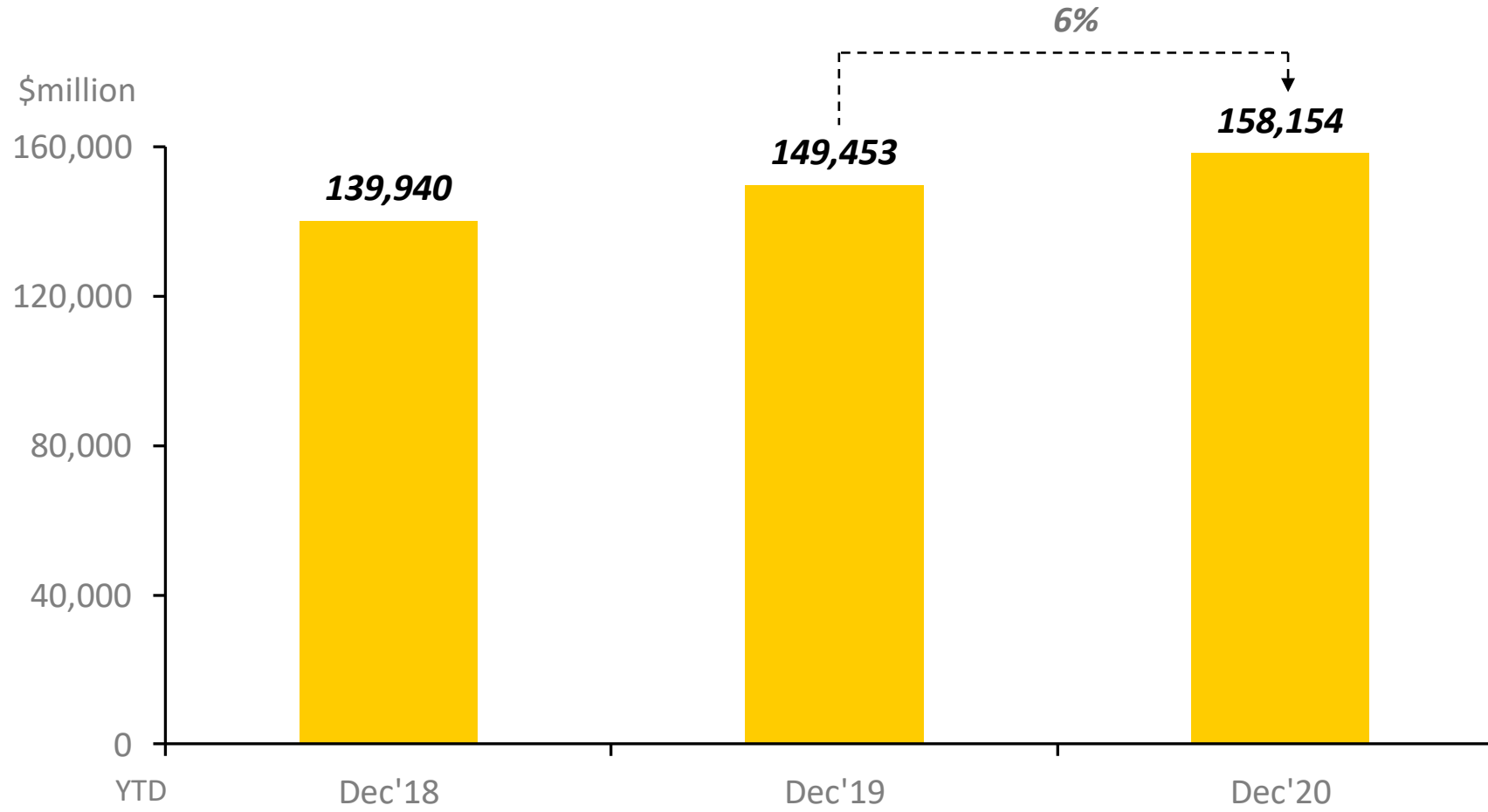
FA Representatives include representatives of "related FA firms". A related FA firm is a wholly-owned subsidiary of an insurance company.

Online Direct Channel refers to any web portal or application in the internet created, developed and maintained or operated by any direct life insurer, on which a client may purchase a life policy. This is a new category with data collected starting Q1'19.

*Products sold without intermediaries e.g. ElderShield

New Business (Individual Life & Health)

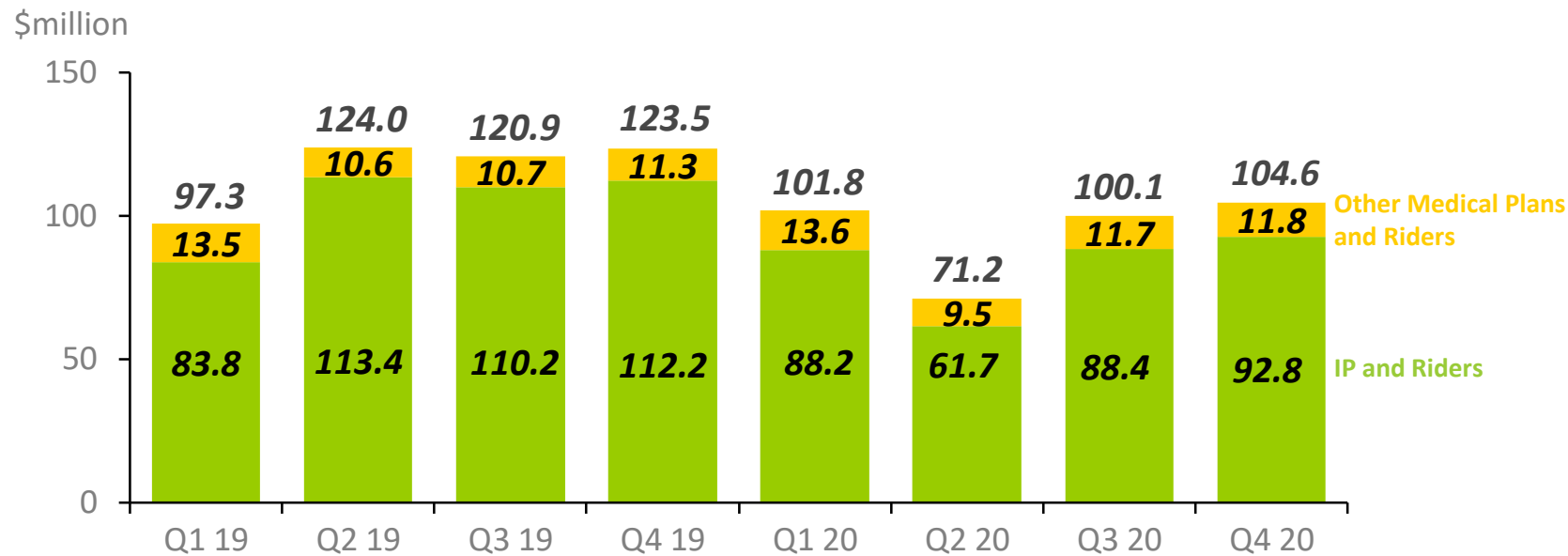
Total Sum Assured



New Business (Individual Health)

Total Premium

	YTD Q4'19	YTD Q4'20	Q4'19	Q4'20	% change from corresponding period in 2019	
					YTD Q4'20	Q4'20
IP and Riders	\$419.7m	\$331.2m	\$112.2m	\$92.8m	-21%	-17%
Other Medical Plans and Riders	\$46.0m	\$46.5m	\$11.3m	\$11.8m	1%	4%
Total	\$465.7m	\$377.7m	\$123.5m	\$104.6m	-19%	-15%



New business premium refers to the premium due to the new business sold in the year, as well as incremental premiums from any repricing of plans and change in age-band of the insureds.

In-Force Business (Individual Health)

Number of Lives Covered and Total Premium

As at:

Q4'18

Q4'19

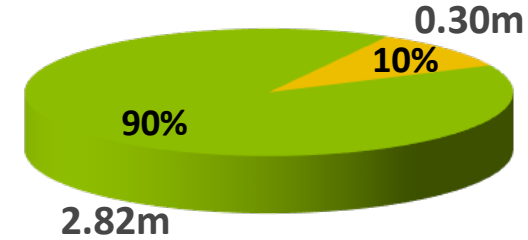
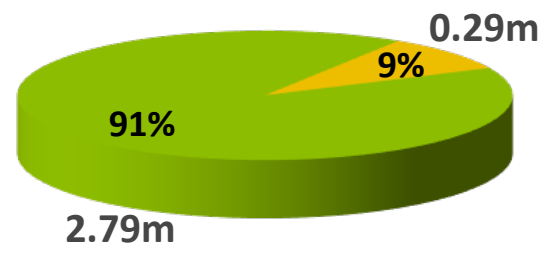
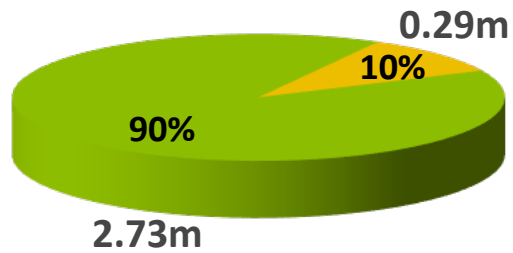
Q4'20

No. of Lives Covered

(3.02m)

(3.08m)

(3.12m)



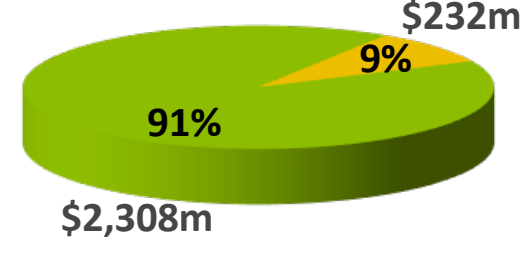
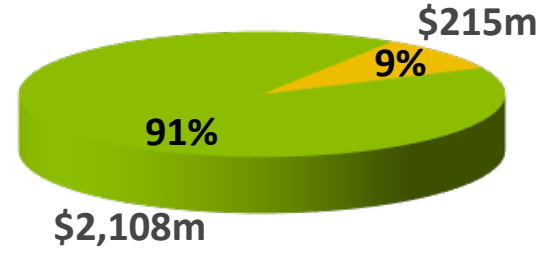
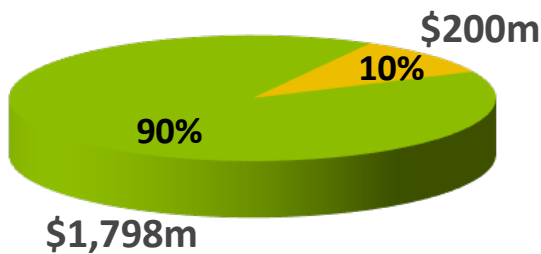
■ IP ■ Other Medical Plans

Total Premium

(\$1,998m)

(\$2,323m)

(\$2,540m)

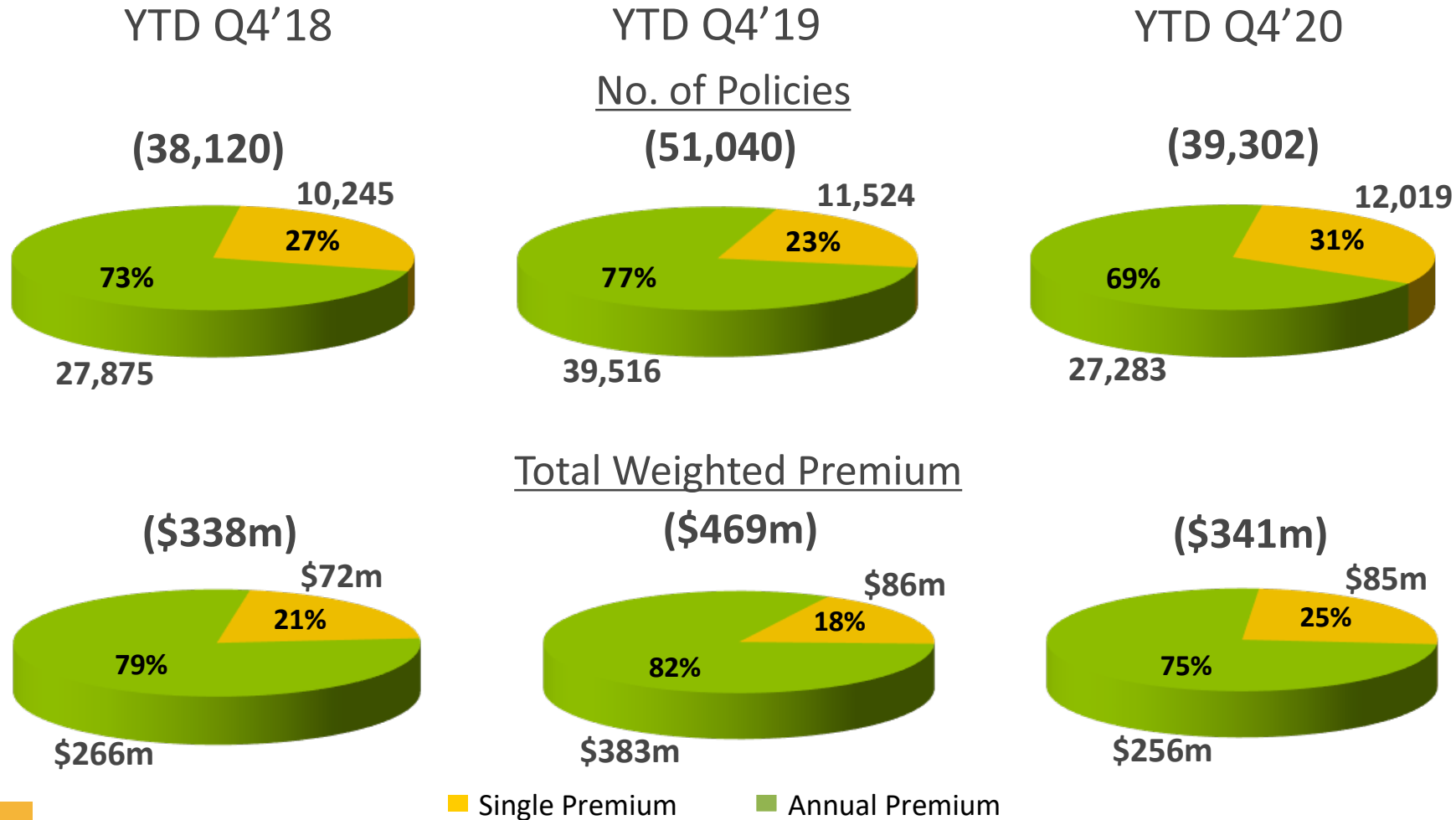


■ IP and Riders ■ Other Medical Plans and Riders

In-force business premium refers to the total annual premium for policies that are currently being insured, which includes both the policies sold in the year, and also in the past.

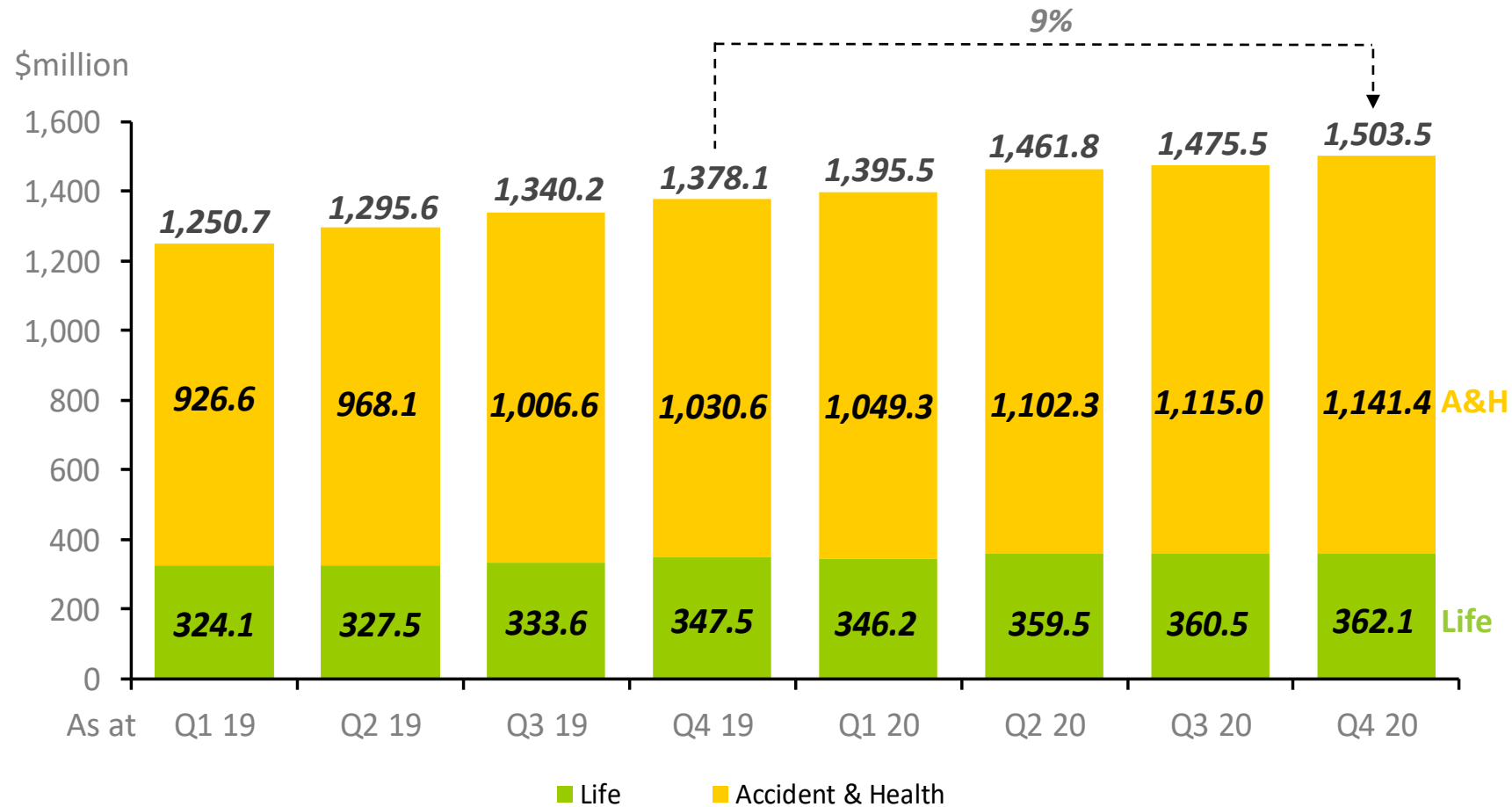
New Business (Products providing Regular Payouts from Retirement Age)

Number of Policies and Total Weighted Premium



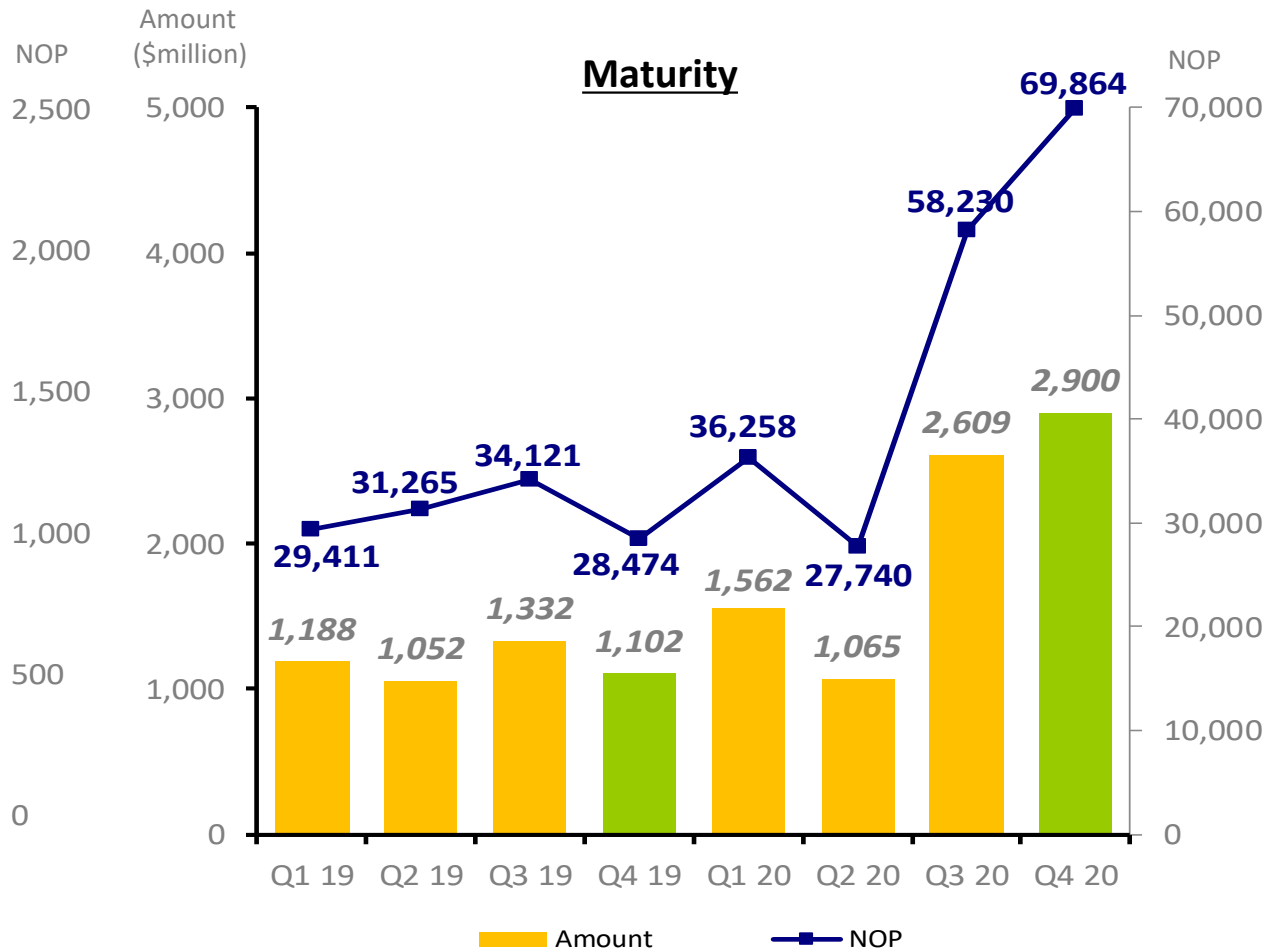
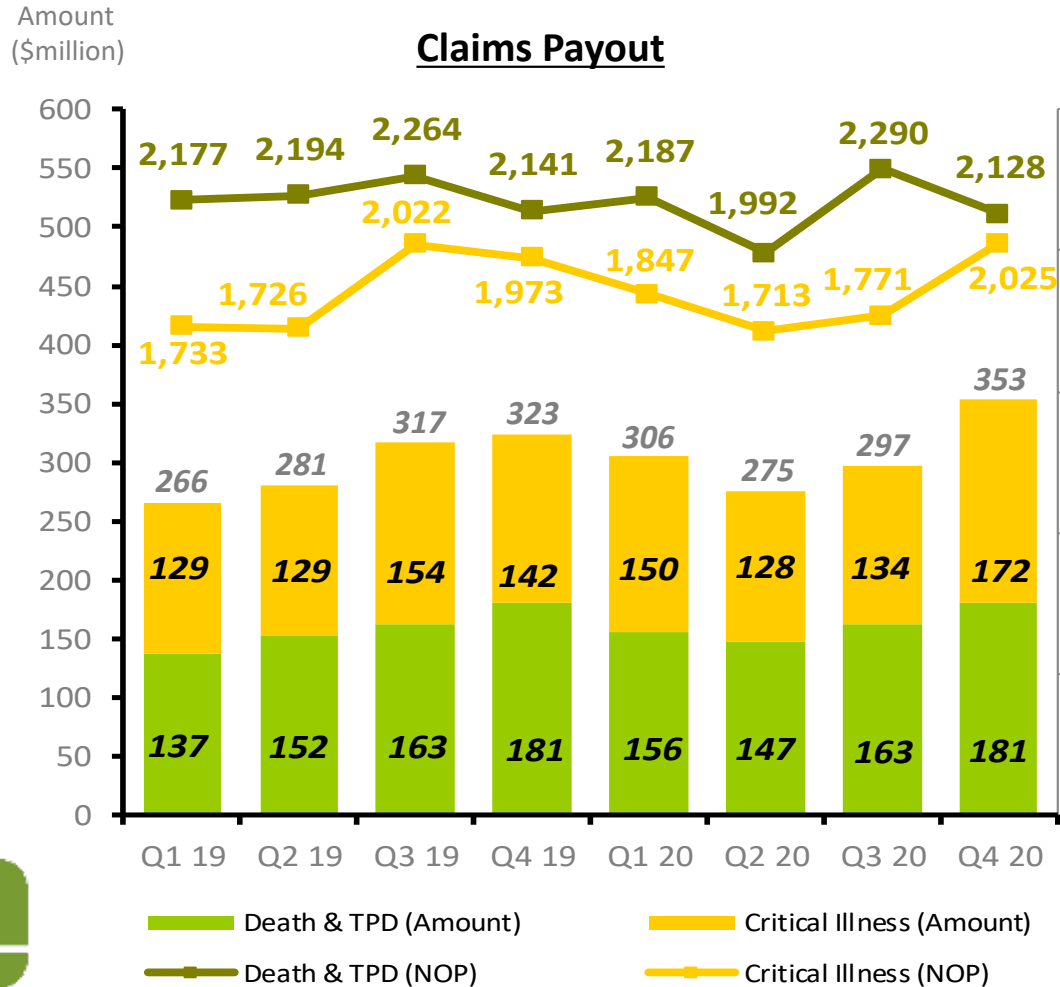
Group Life & Health

In-Force



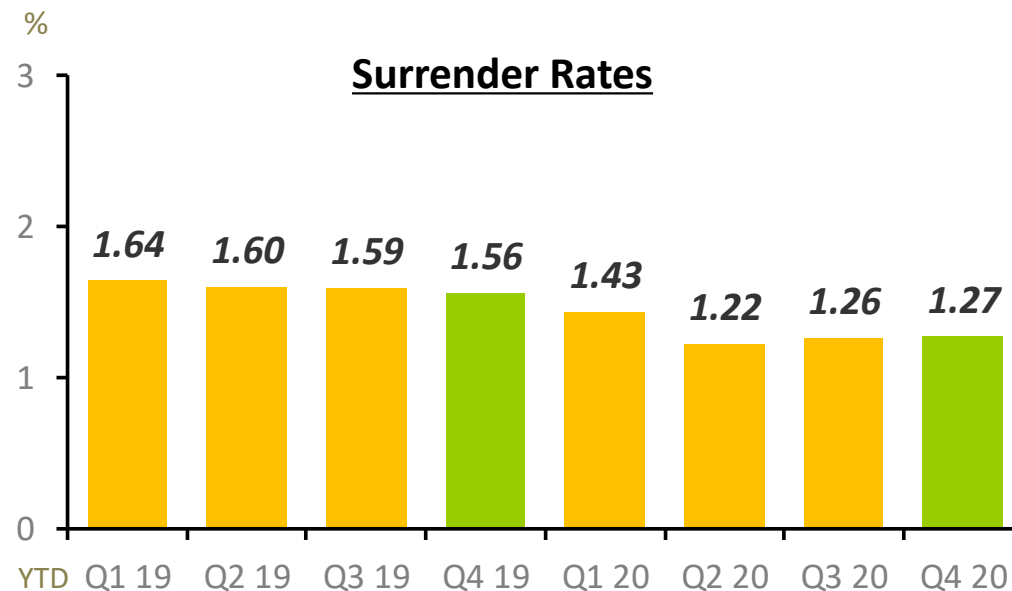
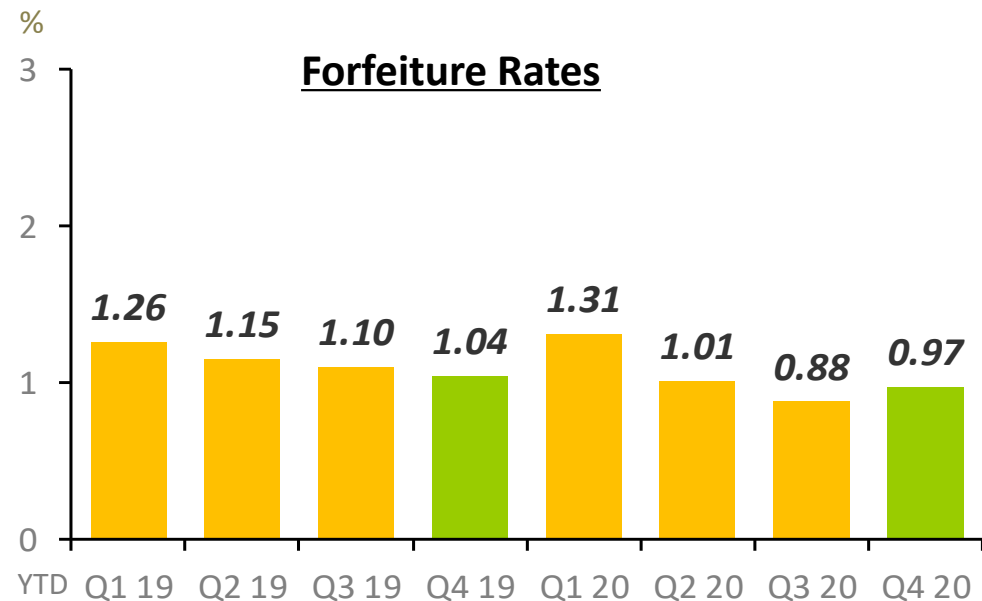
Individual Policy Claims Payout & Maturity

Number of Policies and Amount



TPD: Total & Permanent Disability NOP: Number of Policies

Forfeiture & Surrender Rates



$Forfeiture\ Rate = (YTD\ Forfeitures * 4 / No.\ of\ Qtrs\ Elapsed) / [YTD\ NB + NB1 + NB2 + NB3]$

NB1 = New Biz for Reporting Year – 1

NB2 = New Biz for Reporting Year – 2

NB3 = NB in Q3 to Q4 of Reporting Year – 3 if Q=1

= NB in Q3 to Q4 of Reporting Year – 3 if Q=2

= NB in Q4 of Reporting Year – 3 if Q=3

= 0 if Q=4

Forfeiture policies are policies terminated before any cash values have been accumulated.

$Surrender\ Rate = (YTD\ Surrender * 4 / Q) / [IF4 * (1 - Q / 4) + IF3 * (Q / 4)]$

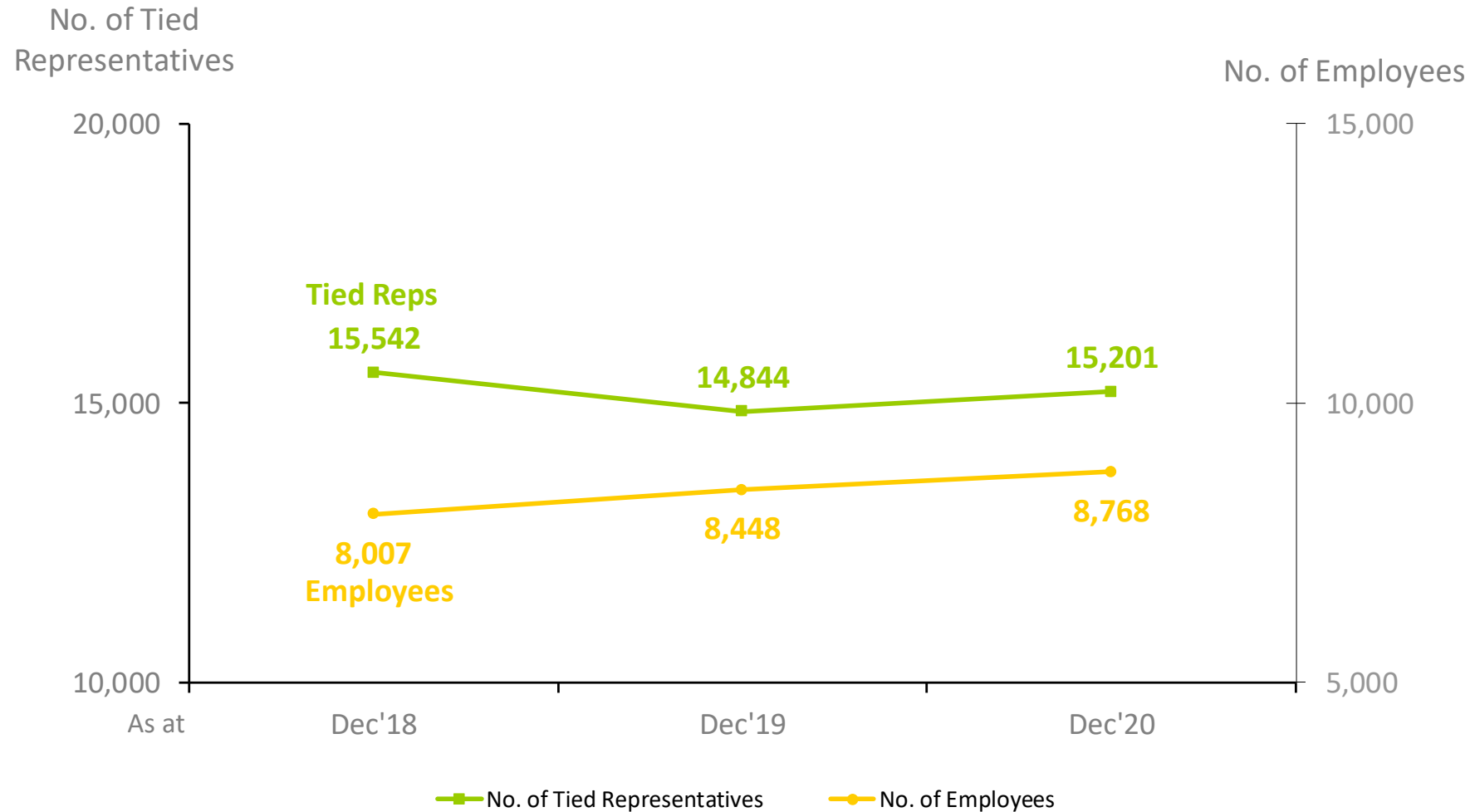
Q = No. of Qtrs Elapsed

IF3 = Annual Premium in Force, Year of Reporting – 3

IF4 = Annual Premium in Force, Year of Reporting – 4

Manpower

Number of Employees & Tied Representatives





Life Insurance Industry Results

January to December 2020

Questions & Answers



Term used	What it means
Single premium (SP) policy	A policy where the customer is required to pay only a one-time premium.
Annual premium (AP) policy	A policy where the customer is required to pay premiums on a regular frequency over a period of time.
Total weighted premium	A way to measure growth of the life insurance industry by taking into account fluctuations in the total premium from single premium business, which is sensitive to market conditions: Total weighted premium = Total weighted single premium + Total weighted annual premium
Weighted single premium	<u>10%</u> of the amount of single premium.
Weighted annual premium	<u>100%</u> of the amount of annual premium. However, where the premium payment obligation is less than 10 years, an adjustment is made. For example, an annual premium policy with a 7-year premium payment obligation will be reflected at 70% of the amount of annual premium.
Linked fund	A fund that pools together premiums paid under investment-linked policies, and invests in a portfolio of assets to achieve the fund's objective. The fund may be managed by the insurer or external fund manager(s). The price of each unit in a fund depends on how the investments of the fund perform. A policyholder may sell his units to take advantage of price gains.
Participating fund	A fund that pools together premiums paid under participating policies. A policyholder receives a share of the investment profit made by the life insurer in the form of a "bonus" or "dividend". Bonuses or dividends are not guaranteed as it depends on how the fund's investments are performing, how many policy claims are drawn from the fund and management expenses incurred.
Non-participating fund	A fund that pools together premiums paid under non-participating policies. A policyholder is not entitled to any profits that the fund may make.
Normal insurer	An insurer registered with MAS to serve the retail market.
Defined market segment (DMS) insurer	An insurer registered with MAS to only conduct non-CPF business and with certain policy size condition.
Tied representative	A person who represents one life insurer, and can advise on the products of this company.
Bank distribution / representative	A person who represents one bank, and can advise on the products of one or more life insurers with which the bank has a distribution agreement.
FA representative	A person who represents one Financial Adviser (FA) firm, and can advise on the products of the several life insurers with which the FA firm has distribution agreements.
Sum assured	Amount of death benefit.
Integrated plan (IP)	It comprises two parts: Part 1 is MediShield Life, run by the CPF Board to cover Class B2/C wards in public hospitals; Part 2 is an additional private insurance coverage, run by private insurers, typically to cover Class A/B1 wards in public hospitals or private hospitals.
Rider	An extra benefit that can be bought on top of the basic policy.
Forfeiture	Policies terminated before any cash value has accumulated.
Surrender	Policies terminated after having acquired some cash value. Commonly, it takes two to three years for cash value to accumulate.



Thank You

Address

79 Anson Road #11-05
Singapore 079906

Website

www.lia.org.sg

Email

lia@lia.org.sg

Contact number

(65) 6438 8900

